

Light is valuable

ICUTRONIC – the clever choice!

ICUTRONIC offers quality lighting solutions at an affordable price while delivering reliability and functionality that you can trust.

Light is **OSRAM**

**OSRAM**





## Clever solutions in high quality

Choose ICUTRONIC solutions for designing high-quality lighting with reliable functionality. They are the affordable answer to a host of indoor and outdoor applications.

### **For all your design needs**

ICUTRONIC features the best of OSRAM LED driver technology, providing quality and functionality at a price that you'll enjoy. For modern shop lighting as well as for industrial and outdoor applications, there is always a high-quality ICUTRONIC product available. Be it low ripple, a long lifetime, robust LED drivers – ICUTRONIC solutions satisfy your customers and let you offer products they want.

To optimize your business, choose ICUTRONIC DALI products. They give you more freedom and efficiency in designing and manufacturing lighting products – thanks to support from our intelligent Tuner4TRONIC configuration software.

### **For all your application needs**

With ICUTRONIC, you have a powerful portfolio for your lighting products. It ranges from switchable basic products to highly technical innovations, and covers both outdoor and indoor applications. Whichever clever solution you choose, you can rest assured that ICUTRONIC will deliver uncompromising OSRAM quality.



## ELEMENT

### Good Performance

- Easy essentials
- Excellent OSRAM quality



## ICUTRONIC

### High Performance

- Customizable
- Great value for money
- Excellent OSRAM quality




## OPTOTRONIC

### Top Performance

- Innovative features
- Full design freedom
- Excellent OSRAM quality

## Intelligent selection of valuable features



### Convincing functionality

Highly functional in terms of design, production and daily operation for many applications.



### Absolute reliability

High performance with a long lifetime to keep downtime to a minimum, featuring a 5-year guarantee.



### Uncompromising quality

High lighting quality and peace of mind with ICUTRONIC products that exceed existing and upcoming standards.

# Linear indoor LED drivers – Intelligent



## ICUTRONIC Intelligent DALI

Optimized value for money – good dimming performance at a budget price

- Versatile non-isolated and SELV DALI driver family with up to 75 W and flexible output
- Fully programmable via software (DALI interface), flexible current setting (RSet)
- Lifetime of up to 100,000 h (temperature at  $T_c = 65^\circ\text{C}$ , max. 10 % failure rate)
- High-quality light thanks to amplitude dimming and < 4 % output ripple current




## Technical data

Product reference	GTIN (EAN)	Nominal output voltage [V]	Nominal output current [mA]	Isolation	Length [mm]	Width [mm]	Height [mm]
ETI DALI 25/220–240/300 D LT2 L	4062172053280	54–240	35–300	Non-isolated	280	30	21
ETI DALI 35/220–240/400 D LT2 L	4062172053303	54–240	75–400	Non-isolated	280	30	21
ETI DALI 75/220–240/500 D LT2 L	4062172053327	54–240	125–500	Non-isolated	280	30	21
ETI DALI 25/220–240/500 LT2 L	4062172126212	20–51	180–500	SELV	280	30	21
ETI DALI 35/220–240/700 LT2 L	4062172126236	20–51	350–700	SELV	280	30	21
ETI DALI 75/220–240/1A4 LT2 L	4062172126250	20–51	600–1400	SELV	280	30	21





# Linear indoor LED drivers – FIT



## ICUTRONIC FIT

Budget pricing – for great lighting quality

- Flexible, with 1 driver offering 4 output currents
- High-quality light with very low ripple
- Very high efficiency
- Enabling slim luminaire design with flat 21 mm metal housing



## Technical data

Product reference	GTIN (EAN)	Nominal output voltage [V]	Nominal output current [mA]	Isolation	Length [mm]	Width [mm]	Height [mm]
IT FIT 18/220–240/350 CS L	4052899617421	23–54	200 / 250 / 300 / 350	SELV	210	30	21
IT FIT 40/220–240/800 CS L	4052899617438	23–54	500 / 600 / 700 / 800	SELV	210	30	21
IT FIT 60/220–240/1A2 CS L	4052899617445	23–54*	900 / 1050 / 1100 / 1200	SELV	210	30	21
IT FIT 75/220–240/1A6 CS L	4052899617452	23–54*	1300 / 1400 / 1500 / 1600	SELV	210	30	21
IT FIT 18/220–240/350 CS D L	4052899617384	25–54	200 / 250 / 300 / 350	Non-isolated	210	30	21
IT FIT 40/220–240/350 CS D L	4052899617391	40–120	200 / 250 / 300 / 350	Non-isolated	210	30	21
IT FIT 60/220–240/350 CS D L	4052899617407	90–175	200 / 250 / 300 / 350	Non-isolated	210	30	21
IT FIT 75/220–240/550 CS D L	4052899617414	90–216*	350 / 400 / 500 / 550	Non-isolated	280	30	21

\*Depending on current



# Compact indoor LED drivers – FIT



## ICUTRONIC FIT CS I

Ultra-small, high-quality solution – with  $V_{out}$  starting at 2.5 V

- Small housing for flexible luminaire designs
- Flexible current selection via DIP switch
- Reversible overtemperature, overload, short-circuit and open-circuit protection



## Technical data

Product reference	GTIN (EAN)	Nominal output voltage [V]	Nominal output current [mA]	Length [mm]	Width [mm]	Height [mm]
IT FIT 4/220–240/400 CS I	4062172199261	2.5–10	100 / 200 / 300 / 400	104	30	21
IT FIT 7/220–240/700 CS I	4062172199285	2.5–11	350 / 400 / 450 / 500 / 550 / 600 / 650 / 700	104	30	21
IT FIT 11/220–240/500CS I	4062172199308	11–21	350 / 400 / 450 / 500	104	30	21
IT FIT 15/220–240/700CS I	4062172199322	11–21	550 / 600 / 650 / 700	104	30	21



# Outdoor LED drivers



## ICUTRONIC DALI Outdoor

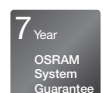
Future-proof choice – upgradable from energy-efficient island mode to DALI connectivity

- DALI-2-certified DATA functionality
- Wide operating range: 350–1050 mA
- High surge protection up to 10 kV
- Suitable for class I/II luminaires
- Available in IP20 (E) and IP67 (P7)



## Technical data

Product reference	GTIN (EAN)	Nominal output voltage [V]	Nominal output current [mA]	IP rating	Length [mm]	Width [mm]	Height [mm]
IT DALI 20/220–240/1A0 E	4052899620254	15–29	350–1050	IP20	103	67	30
IT DALI 40/220–240/1A0 E	4052899620261	29–57	350–1050	IP20	103	67	30
IT DALI 75/220–240/1A0 E	4052899620278	55–107	350–1050	IP20	123	79	33
IT DALI 110/220–240/1A0 E	4052899620285	75–157	350–1050	IP20	133	77	40
IT DALI 150/220–240/1A0 E	4052899620292	110–214	350–1050	IP20	150	90	40
IT DALI 20/120–240/1A0 P7	4052899620308	15–29	350–1050	IP67	138	82.5	38
IT DALI 40/120–240/1A0 P7	4052899620315	29–57	350–1050	IP67	138	82.5	38
IT DALI 75/120–240/1A0 P7	4052899620322	55–108	350–1050	IP67	167	61.5	39.5
IT DALI 110/120–240/1A0 P7	4052899620339	75–157	350–1050	IP67	176	61.5	39.5
IT DALI 150/120–240/1A0 P7	4052899620346	110–214	350–1050	IP67	184	61.5	39.5
IT DALI 200/120–240/1A0 P7	4052899620353	145–286	350–1050	IP67	226	61.5	39.5



You want to contact us?  
Here you can find our worldwide sales contacts

[https://www.osram.com/ds/contact\\_2.jsp](https://www.osram.com/ds/contact_2.jsp)



Need more support? As a registered customer,  
you can contact our experts by e-mail

[support-ds@osram.com](mailto:support-ds@osram.com)



Not a registered customer?  
Please use our contact form

<https://www.osram.com/apps/cbcontact/contacts/add>



OSRAM GmbH

Headquarters Germany:

Marcel-Breuer-Strasse 6  
80807 Munich, Germany  
Phone +49 89 6213-0  
Fax +49 89 6213-2020  
[www.osram.com](http://www.osram.com)

**OSRAM**