

OPTOTRONIC Phase-cut OT FIT

Compact constant current LED driver – Dimmable



Product family features

- Cable clamp housing for independent mounting
- Dimmable on the leading edge and trailing edge
- Housing for independent installation

Product family benefits

- Compatible with the most common leading-edge and trailing-edge phase dimmers
- Flexible current setting (DIPswitch – 2 to 4 currents)
- Flicker-free dimming
- Higher quality of light thanks to < 5% output ripple current
- Housing from 80% recycled plastic

Product family datasheet

Areas of application

- Decorative illumination
- Downlights, flat luminaires
- Hospitality
- Living areas
- Museums, residential buildings
- Offices
- Shop lighting
- Suitable for indoor SELV installations
- Suitable for luminaires of protection class I and II

Product family datasheet

Technical data

| Product description | Electrical data | | | | | |
|----------------------------------|-----------------------|-----------------|---------------------------|---------------------------|----------------------------|-------------------------|
| | Nominal input voltage | Mains frequency | Input voltage AC | Total harmonic distortion | Power factor λ | Efficiency in full-load |
| OT FIT 7/220...240/180 CS PC | 220...240 V | 50/60 Hz | 198...264 V ¹⁾ | < 20 % ²⁾ | 0.86C...0.95 ₃₎ | > 79 % ⁴⁾ |
| OT FIT 8/220...240/180 CS PC | 220...240 V | 50/60 Hz | 198...264 V ¹⁾ | < 20 % ²⁾ | 0.85C...0.95 ₃₎ | 80 % ⁴⁾ |
| OT FIT 8/220...240/180 CS PC SC | 220...240 V | 50/60 Hz | 198...264 V ¹⁾ | < 20 % | 0.84C...0.97 ₃₎ | 80 % ⁴⁾ |
| OT FIT 14/220...240/350 CS PC | 220...240 V | 50/60 Hz | 198...264 V ¹⁾ | < 20 % ²⁾ | 0.90C...0.95 ₃₎ | 81 % ⁴⁾ |
| OT FIT 18/220...240/450 CS PC | 220...240 V | 50/60 Hz | 198...264 V ¹⁾ | < 20 % ²⁾ | 0.90C...0.95 ₃₎ | > 82 % ⁴⁾ |
| OT FIT 18/220...240/450 CS PC SC | 220...240 V | 50/60 Hz | 198...264 V ¹⁾ | < 20 % ²⁾ | 0.92C...0.97 ₃₎ | > 82 % ⁴⁾ |
| OT FIT 30/220...240/700 CS PC | 220...240 V | 50...60 Hz | 198...264 V ¹⁾ | < 20 % ²⁾ | 0.90C...0.97 ₃₎ | 84 % ⁴⁾ |
| OT FIT 40/220...240/1A0 CS PC | 220...240 V | 50/60 Hz | 198...264 V ¹⁾ | < 20 % ²⁾ | 0.90C...0.98 ₃₎ | 85 % ⁴⁾ |
| OT FIT 40/220...240/1A0 CS PC SC | 220...240 V | 50/60 Hz | 198...264 V | < 20 % | 0.93C...0.97 | 85 % ⁴⁾ |

| Product description | Device power loss | Protective conductor current | Inrush current | Max. ECG no. on circuit breaker 10 A (B) | Max. ECG no. on circuit breaker 10 A (C) | Max. ECG no. on circuit breaker 16 A (C) |
|----------------------------------|----------------------|------------------------------|----------------------|--|--|--|
| OT FIT 7/220...240/180 CS PC | 1.8 W ⁵⁾ | <0.7 mA | < 10 A ⁶⁾ | 80 | 132 | 212 |
| OT FIT 8/220...240/180 CS PC | 1.8 W ⁵⁾ | <0.7 mA | < 10 A ⁶⁾ | 80 | 132 | 212 |
| OT FIT 8/220...240/180 CS PC SC | 1.8 W ⁵⁾ | <0.7 mA | < 10 A ⁶⁾ | 80 | 132 | 212 |
| OT FIT 14/220...240/350 CS PC | 3.5 W ⁵⁾ | <0.7 mA | < 10 A ⁶⁾ | 80 | 132 | 212 |
| OT FIT 18/220...240/450 CS PC | 4.0 W ⁵⁾ | <0.7 mA | < 10 A ⁶⁾ | 33 | 55 | 88 |
| OT FIT 18/220...240/450 CS PC SC | 4.0 W ⁵⁾ | <0.7 mA | < 10 A ⁶⁾ | 33 | 55 | 88 |
| OT FIT 30/220...240/700 CS PC | 5.0 W ⁵⁾ | <0.7 mA | < 10 A ⁶⁾ | 26 | 26 | 41 |
| OT FIT 40/220...240/1A0 CS PC | 6.7 W ²¹⁾ | <0.7 mA | < 10 A ⁶⁾ | 18 | 18 | 28 |
| OT FIT 40/220...240/1A0 CS PC SC | 6.7 W | <0.7 mA | < 10 A | 18 | 18 | 28 |

| Product description | Max. ECG no. on circuit breaker 16 A (B) | Surge capability (L/N-Ground) | Surge capability (L-N) | Nominal output voltage | U-OUT (working voltage) |
|----------------------------------|--|-------------------------------|------------------------|-------------------------|-------------------------|
| OT FIT 7/220...240/180 CS PC | 128 | 2 kV | 1 kV | 27...40 V ⁷⁾ | 60 V |
| OT FIT 8/220...240/180 CS PC | 128 | 2 kV | 1 kV | 27...40 V ⁷⁾ | 60 V |
| OT FIT 8/220...240/180 CS PC SC | 128 | 2 kV | 1 kV | 27...40 V ⁷⁾ | 60 V |
| OT FIT 14/220...240/350 CS PC | 128 | 2 kV | 1 kV | 27...40 V ⁷⁾ | 60 V |
| OT FIT 18/220...240/450 CS PC | 53 | 2 kV | 1 kV | 27...40 V ⁷⁾ | 60 V |
| OT FIT 18/220...240/450 CS PC SC | 53 | 2 kV | 1 kV | 27...40 V ⁷⁾ | 60 V |

Product family datasheet

| Product description | Max. ECG no. on circuit breaker 16 A (B) | Surge capability (L/N-Ground) | Surge capability (L-N) | Nominal output voltage | U-OUT (working voltage) |
|----------------------------------|--|-------------------------------|------------------------|------------------------|-------------------------|
| OT FIT 30/220...240/700 CS PC | 41 | 2 kV | 1 kV | 27...40 V | 60 V |
| OT FIT 40/220...240/1A0 CS PC | 28 | 2 kV | 1 kV | 27...40 V | 60 V |
| OT FIT 40/220...240/1A0 CS PC SC | 28 | 2 kV | 1 kV | 27...40 V | 60 V |

| Product description | Nominal output current | Output current tolerance | Output ripple current (100 Hz) | Output PSTLM | Output SVM |
|----------------------------------|--|--------------------------|--------------------------------|--------------|------------|
| OT FIT 7/220...240/180 CS PC | 100 / 120 / 155 / 180 mA ⁸⁾ | ±7.5 % | < 5 % | ≤1 | ≤0.4 |
| OT FIT 8/220...240/180 CS PC | 100 / 120 / 155 / 180 mA ⁸⁾ | ±7.5 % | < 5 % | ≤1 | ≤0.4 |
| OT FIT 8/220...240/180 CS PC SC | 100 / 120 / 155 / 180 mA ⁸⁾ | ±7.5 % | < 5 % | ≤1 | ≤0.4 |
| OT FIT 14/220...240/350 CS PC | 200 / 250 / 300 / 350 mA ⁸⁾ | ±7.5 % | < 5 % | ≤1 | ≤0.4 |
| OT FIT 18/220...240/450 CS PC | 225 / 325 / 350 / 450 mA ⁸⁾ | ±7.5 % | < 5 % | ≤1 | ≤0.4 |
| OT FIT 18/220...240/450 CS PC SC | 225 / 325 / 350 / 450 mA ⁸⁾ | ±7.5 % | < 5 % | ≤1 | ≤0.4 |
| OT FIT 30/220...240/700 CS PC | 500 / 700 mA | ±10 % | < 5 % | ≤1 | ≤0.4 |
| OT FIT 40/220...240/1A0 CS PC | 800 / 900 / 950 / 1050 mA | ±10 % | < 5 % | ≤1 | ≤0.4 |
| OT FIT 40/220...240/1A0 CS PC SC | 800 / 900 / 950 / 1050 mA | ±10 % | < 5 % | ≤1 | ≤0.4 |

| Product description | Nominal output power | Maximum output power | Current set | Default output current |
|----------------------------------|----------------------|----------------------|-------------|------------------------|
| OT FIT 7/220...240/180 CS PC | 2.7...7.2 W | 7.2 W | DipSwitch | 180 mA |
| OT FIT 8/220...240/180 CS PC | 7.2 W ¹⁵⁾ | 7.2 W | DipSwitch | 180 mA |
| OT FIT 8/220...240/180 CS PC SC | 7.2 W ¹⁵⁾ | 7.2 W | DipSwitch | 180 mA |
| OT FIT 14/220...240/350 CS PC | 5.4...14 W | 14 W | DipSwitch | 350 mA |
| OT FIT 18/220...240/450 CS PC | 18 W ¹⁸⁾ | 18 W | DipSwitch | 450 mA |
| OT FIT 18/220...240/450 CS PC SC | 18 W ¹⁸⁾ | 18 W | DipSwitch | 450 mA |
| OT FIT 30/220...240/700 CS PC | 13.5...28 W | 28 W | DipSwitch | 700 mA |
| OT FIT 40/220...240/1A0 CS PC | 21.6...42 W | 42 W | DipSwitch | 1050 mA |
| OT FIT 40/220...240/1A0 CS PC SC | 21.6...42 W | 42 W | DipSwitch | 1050 mA |

Product family datasheet

| Product description | Galvanic isolation primary/secondary | Max. ECG no. on circuit breaker 25 A (B) | Dimensions & weight | | |
|----------------------------------|--------------------------------------|--|---------------------|---------------------------------|----------------------------------|
| | | | Product weight | Cable cross-section, input side | Cable cross-section, output side |
| OT FIT 7/220...240/180 CS PC | SELV | | 60.00 g | 0.5...1.5 mm ^{2 9)} | 0.75...1.5 mm ^{2 9)} |
| OT FIT 8/220...240/180 CS PC | SELV | - | 59.20 g | 0.75...1.5 mm ^{2 9)} | 0.75...1.5 mm ^{2 9)} |
| OT FIT 8/220...240/180 CS PC SC | SELV | - | 59.20 g | 0.75...1.5 mm ^{2 9)} | 0.75...1.5 mm ^{2 9)} |
| OT FIT 14/220...240/350 CS PC | SELV | | 60.00 g | 0.75...1.5 mm ^{2 9)} | 0.75...1.5 mm ^{2 9)} |
| OT FIT 18/220...240/450 CS PC | SELV | - | 77.70 g | 0.75...1.5 mm ^{2 9)} | 0.75...1.5 mm ^{2 9)} |
| OT FIT 18/220...240/450 CS PC SC | SELV | - | 77.70 g | 0.75...1.5 mm ^{2 9)} | 0.75...1.5 mm ^{2 9)} |
| OT FIT 30/220...240/700 CS PC | SELV | - | 109.00 g | 0.5...1.5 mm ² | 0.5...1.5 mm ² |
| OT FIT 40/220...240/1A0 CS PC | SELV | - | 130.00 g | 0.5...1.5 mm ² | 0.5...1.5 mm ² |
| OT FIT 40/220...240/1A0 CS PC SC | SELV | - | 130.00 g | 0.5...1.5 mm ² | 0.5...1.5 mm ² |

| Product description | Wire preparation length, input side | Wire preparation length, output side | Height | Width | Length | Mounting hole spacing, length |
|----------------------------------|-------------------------------------|--------------------------------------|---------|---------|----------|-------------------------------|
| OT FIT 7/220...240/180 CS PC | 8.0...9.0 mm | 8.0...9.0 mm | 22.2 mm | 30.0 mm | 130.0 mm | |
| OT FIT 8/220...240/180 CS PC | 5...6 mm | 5...6 mm | 22.0 mm | 50.0 mm | 95.0 mm | |
| OT FIT 8/220...240/180 CS PC SC | 5...6 mm | 5...6 mm | 22.0 mm | 50.0 mm | 95.0 mm | |
| OT FIT 14/220...240/350 CS PC | 8.0...9.0 mm | 8.0...9.0 mm | 22.2 mm | 30.0 mm | 130.0 mm | |
| OT FIT 18/220...240/450 CS PC | 5...6 mm | 5...6 mm | 22.0 mm | 50.0 mm | 95.0 mm | |
| OT FIT 18/220...240/450 CS PC SC | 5...6 mm | 5...6 mm | 22.0 mm | 50.0 mm | 95.0 mm | |
| OT FIT 30/220...240/700 CS PC | 7...8 mm | 7...8 mm | 30.0 mm | 53.0 mm | 95.0 mm | |
| OT FIT 40/220...240/1A0 CS PC | 9.0...10.0 mm | 9.0...10.0 mm | 22.0 mm | 67.0 mm | 108.0 mm | 99.0 mm |
| OT FIT 40/220...240/1A0 CS PC SC | 9.0...10.0 mm | 9.0...10.0 mm | 22.0 mm | 67.0 mm | 108.0 mm | 99.0 mm |

| Product description | Mounting hole spacing, width | Colors & materials | Temperatures & operating conditions | | |
|----------------------------------|------------------------------|----------------------|-------------------------------------|--------------------------------------|--|
| | | Casing material | Ambient temperature range | Maximum temperature at tc test point | Max.housing temperature in case of fault |
| OT FIT 7/220...240/180 CS PC | | 80% recycled plastic | -20...+50 °C | 70 °C ¹⁰⁾ | 110 °C |
| OT FIT 8/220...240/180 CS PC | | Plastic | -20...+50 °C | 70 °C ¹⁰⁾ | 110 °C |
| OT FIT 8/220...240/180 CS PC SC | | Plastic | -20...+50 °C | 70 °C ¹⁰⁾ | 110 °C |
| OT FIT 14/220...240/350 CS PC | | 80% recycled plastic | -20...+50 °C | 70 °C ¹⁰⁾ | 110 °C |
| OT FIT 18/220...240/450 CS PC | | Plastic | -20...+50 °C | 80 °C ¹⁰⁾ | 110 °C |
| OT FIT 18/220...240/450 CS PC SC | | Plastic | -20...+50 °C | 80 °C ¹⁰⁾ | 110 °C |
| OT FIT 30/220...240/700 CS PC | | Plastic | -20...+50 °C | 75 °C ¹⁰⁾ | 110 °C |
| OT FIT 40/220...240/1A0 CS PC | 58.0 mm | Plastic | -20...+50 °C | 80 °C ¹⁰⁾ | 110 °C |
| OT FIT 40/220...240/1A0 CS PC SC | 58.0 mm | Plastic | -20...+50 °C | 80 °C | 110 °C |

Product family datasheet

| Product description | Temperature range at storage | Permitted rel. humidity during operation | Lifespan | Capabilities | |
|----------------------------------|------------------------------|--|--------------------------------|--------------|--------------------------|
| | | | ECG lifetime | Dimmable | Dimming interface |
| OT FIT 7/220...240/180 CS PC | -20...80 °C | 5...85 % ¹¹⁾ | 50000 h ¹²⁾ | Yes | Phase Cut ¹³⁾ |
| OT FIT 8/220...240/180 CS PC | -20...80 °C | 5...85 % ¹⁶⁾ | 30000 / 50000 h ¹⁷⁾ | Yes | Phase Cut ¹³⁾ |
| OT FIT 8/220...240/180 CS PC SC | -20...80 °C | 5...85 % ¹⁶⁾ | 30000 / 50000 h ¹⁷⁾ | Yes | Phase Cut ¹³⁾ |
| OT FIT 14/220...240/350 CS PC | -40...+85 °C | 5...85 % ¹¹⁾ | 35000 / 50000 h ¹²⁾ | Yes | Phase Cut ¹³⁾ |
| OT FIT 18/220...240/450 CS PC | -20...80 °C | 5...85 % ¹⁶⁾ | 30000 / 50000 h ¹⁹⁾ | Yes | Phase Cut ¹³⁾ |
| OT FIT 18/220...240/450 CS PC SC | -20...80 °C | 5...85 % ¹⁶⁾ | 30000 / 50000 h ¹⁹⁾ | Yes | Phase Cut ¹³⁾ |
| OT FIT 30/220...240/700 CS PC | -40...+85 °C | 5...85 % ¹¹⁾ | 35000 / 50000 h ²⁰⁾ | Yes | Phase Cut ¹³⁾ |
| OT FIT 40/220...240/1A0 CS PC | -20...80 °C | 5...85 % ¹⁶⁾ | 35000 / 50000 h ¹⁹⁾ | Yes | Phase Cut ¹³⁾ |
| OT FIT 40/220...240/1A0 CS PC SC | -40...+85 °C | 5...85 % ¹¹⁾ | 35000 / 50000 h ¹⁹⁾ | Yes | Phase Cut ¹³⁾ |

| Product description | Dimming range | Dimming method | Overheating protection | Overload protection |
|----------------------------------|---------------|----------------------|------------------------|----------------------|
| OT FIT 7/220...240/180 CS PC | 5...100 % | Amplitude Modulation | Automatic reversible | Automatic reversible |
| OT FIT 8/220...240/180 CS PC | 5...100 % | Amplitude Modulation | Automatic reversible | Automatic reversible |
| OT FIT 8/220...240/180 CS PC SC | 5...100 % | Amplitude Modulation | Automatic reversible | Automatic reversible |
| OT FIT 14/220...240/350 CS PC | 5...100 % | Amplitude Modulation | Automatic reversible | Automatic reversible |
| OT FIT 18/220...240/450 CS PC | 5...100 % | Amplitude Modulation | Automatic reversible | Automatic reversible |
| OT FIT 18/220...240/450 CS PC SC | 5...100 % | Amplitude Modulation | Automatic reversible | Automatic reversible |
| OT FIT 30/220...240/700 CS PC | 5...100 % | Amplitude Modulation | Automatic reversible | Automatic reversible |
| OT FIT 40/220...240/1A0 CS PC | 5...100 % | Amplitude Modulation | Automatic reversible | Automatic reversible |
| OT FIT 40/220...240/1A0 CS PC SC | 5...100 % | Amplitude Modulation | Automatic reversible | Automatic reversible |

| Product description | Short-circuit protection | No-load proof | Intended for no-load operation | Max. cable length to lamp/LED module |
|---------------------------------|--------------------------|---------------|--------------------------------|--------------------------------------|
| OT FIT 7/220...240/180 CS PC | Automatic reversible | Yes | No | 2.0 m ¹⁴⁾ |
| OT FIT 8/220...240/180 CS PC | Automatic reversible | Yes | No | 2.0 m ¹⁴⁾ |
| OT FIT 8/220...240/180 CS PC SC | Automatic reversible | Yes | No | 2.0 m ¹⁴⁾ |

Product family datasheet

| Product description | Short-circuit protection | No-load proof | Intended for no-load operation | Max. cable length to lamp/LED module |
|----------------------------------|--------------------------|---------------|--------------------------------|--------------------------------------|
| OT FIT 14/220...240/350 CS PC | Automatic reversible | Yes | | 2.0 m ¹⁴⁾ |
| OT FIT 18/220...240/450 CS PC | Automatic reversible | Yes | No | 2.0 m ¹⁴⁾ |
| OT FIT 18/220...240/450 CS PC SC | Automatic reversible | Yes | No | 2.0 m ¹⁴⁾ |
| OT FIT 30/220...240/700 CS PC | Automatic reversible | Yes | No | 2.0 m ¹⁴⁾ |
| OT FIT 40/220...240/1A0 CS PC | Automatic reversible | Yes | No | 2.0 m ¹⁴⁾ |
| OT FIT 40/220...240/1A0 CS PC SC | Automatic reversible | Yes | No | 2.0 m ¹⁴⁾ |

| Product description | Suitable for fixtures with prot. class | Type of connection, input side | Type of connection, output side | Number of channels |
|----------------------------------|--|--------------------------------|---------------------------------|--------------------|
| OT FIT 7/220...240/180 CS PC | I / II | Push terminal | Push terminal | 1 |
| OT FIT 8/220...240/180 CS PC | I / II | Push terminal | Push terminal | 1 |
| OT FIT 8/220...240/180 CS PC SC | I / II | Screw terminal | Screw terminal | 1 |
| OT FIT 14/220...240/350 CS PC | I / II | Push terminal | Push terminal | 1 |
| OT FIT 18/220...240/450 CS PC | I / II | Push terminal | Push terminal | 1 |
| OT FIT 18/220...240/450 CS PC SC | I / II | Screw terminal | Screw terminal | 1 |
| OT FIT 30/220...240/700 CS PC | I / II | Push terminal | Push terminal | 1 |
| OT FIT 40/220...240/1A0 CS PC | I / II | Push terminal | Push terminal | 1 |
| OT FIT 40/220...240/1A0 CS PC SC | I / II | Screw terminal | Screw terminal | 1 |

| Product description | Suitable for through-wiring | Control interface | Programming | Certificates & standards |
|----------------------------------|-----------------------------|-------------------|--------------------|-----------------------------|
| | | | Programming device | Approval marks – approval |
| OT FIT 7/220...240/180 CS PC | No | | DIPswitch | CCC / CE / UKCA / ENEC |
| OT FIT 8/220...240/180 CS PC | No | | DIPswitch | CE / CCC / ENEC / EAC / RCM |
| OT FIT 8/220...240/180 CS PC SC | No | | DIPswitch | CE / CCC / ENEC / EAC / RCM |
| OT FIT 14/220...240/350 CS PC | No | | DIPswitch | CCC / CE / UKCA / ENEC |
| OT FIT 18/220...240/450 CS PC | No | | DIPswitch | CE / CCC / ENEC / EAC / RCM |
| OT FIT 18/220...240/450 CS PC SC | No | | DIPswitch | CE / CCC / ENEC / EAC / RCM |
| OT FIT 30/220...240/700 CS PC | No | - | | CE |
| OT FIT 40/220...240/1A0 CS PC | No | - | DIPswitch | CE |
| OT FIT 40/220...240/1A0 CS PC SC | No | | DIPswitch | CE / ENEC / EAC |

Product family datasheet

| Product description | Standards | Protection class | Type of protection | Logistical data |
|----------------------------------|---|------------------|--------------------|-----------------|
| | | | | Commodity code |
| OT FIT 7/220...240/180 CS PC | Acc. to IEC 61347-1/Acc. to IEC 61347-2-3/Acc. to IEC 62384/Acc. to IEC 61547/Acc. to IEC 61000-3-3/Acc. to EN 61000-3-2 | I,II | IP20 | 85044083900 |
| OT FIT 8/220...240/180 CS PC | Acc. to IEC 61347-1/Acc. to IEC 61347-2-13/Acc. to IEC 62384/Acc. to CISPR 15/Acc. to IEC 61000-3-2/Acc. to IEC 61000-3-3/Acc. to IEC 61547 | I,II | IP20 | 85044083900 |
| OT FIT 8/220...240/180 CS PC SC | Acc. to IEC 61347-1/Acc. to IEC 61347-2-13/Acc. to IEC 62384/Acc. to CISPR 15/Acc. to IEC 61000-3-2/Acc. to IEC 61000-3-3/Acc. to IEC 61547 | II | IP20 | 85044083900 |
| OT FIT 14/220...240/350 CS PC | Acc. to IEC 61347-1/Acc. to IEC 61347-2-13/Acc. to IEC 62384/Acc. to IEC 61000-3-2/Acc. to IEC 61547/Acc. to IEC 61000-3-3 | I,II | IP20 | 85044083900 |
| OT FIT 18/220...240/450 CS PC | Acc. to IEC 61347-1/Acc. to IEC 61347-2-13/Acc. to IEC 62384/Acc. to CISPR 15/Acc. to IEC 61000-3-2/Acc. to IEC 61000-3-3/Acc. to IEC 61547 | I,II | IP20 | 85044083900 |
| OT FIT 18/220...240/450 CS PC SC | Acc. to IEC 61347-1/Acc. to IEC 61347-2-13/Acc. to IEC 62384/Acc. to CISPR 15/Acc. to IEC 61000-3-2/Acc. to IEC 61000-3-3/Acc. to IEC 61547 | I,II | IP20 | 85044083900 |
| OT FIT 30/220...240/700 CS PC | Acc. to IEC 61347-1/Acc. to IEC 61347-2-13/Acc. to IEC 62384/Acc. to IEC 61000-3-2/Acc. to IEC 6100-4-5/Acc. to IEC 61547 | I,II | IP20 | 85044083900 |

Product family datasheet

| Product description | Standards | Protection class | Type of protection | Logistical data |
|----------------------------------|--|------------------|--------------------|-----------------|
| | | | | Commodity code |
| OT FIT 40/220...240/1A0 CS PC | Acc. to IEC 61347-1/Acc. to IEC 61347-2-13/Acc. to IEC 62384/Acc. to IEC 61000-3-2/Acc. to IEC 61547/Acc. to IEC 61000-3-3 | I,II | IP20 | 85044083900 |
| OT FIT 40/220...240/1A0 CS PC SC | Acc. to IEC 61347-1/Acc. to IEC 61347-2-13/Acc. to IEC 62384/Acc. to IEC 61000-3-2/Acc. to IEC 61547/Acc. to IEC 61000-3-3 | II | IP20 | 85044083900 |

| Product description | Environmental information | | | |
|----------------------------------|---|----------------------------|----------------------------|------------------------|
| | Information according Art. 33 of EU Regulation (EC) 1907/2006 (REACH) | | | |
| Product description | Date of Declaration | Primary Article Identifier | Candidate List Substance 1 | CAS No. of substance 1 |
| OT FIT 7/220...240/180 CS PC | 25-08-2023 | 4062172286541 | Lead | 7439-92-1 |
| OT FIT 8/220...240/180 CS PC | 26-05-2023 | 4062172007535 | Lead | 7439-92-1 |
| OT FIT 8/220...240/180 CS PC SC | 23-08-2023 | 4062172088688 | Lead | 7439-92-1 |
| OT FIT 14/220...240/350 CS PC | 29-05-2023 | 4062172286503 | Lead | 7439-92-1 |
| OT FIT 18/220...240/450 CS PC | 25-05-2023 | 4062172007559 | Lead | 7439-92-1 |
| OT FIT 18/220...240/450 CS PC SC | 16-08-2023 | 4062172088701 | Lead | 7439-92-1 |
| OT FIT 30/220...240/700 CS PC | 23-08-2023 | 4052899617308 | Lead | 7439-92-1 |
| OT FIT 40/220...240/1A0 CS PC | 16-08-2023 | 4052899617261 | Lead | 7439-92-1 |
| OT FIT 40/220...240/1A0 CS PC SC | 06-09-2023 | 4062172131438 | Lead | 7439-92-1 |

| Product description | Safe Use Instruction | Declaration No. in SCIP database |
|---------------------------------|--|--------------------------------------|
| OT FIT 7/220...240/180 CS PC | The identification of the Candidate List substance is sufficient to allow safe use of the article. | 73cb25ed-8d1b-4460-9a34-648ebf6a2c3c |
| OT FIT 8/220...240/180 CS PC | The identification of the Candidate List substance is sufficient to allow safe use of the article. | 5959b457-d8b7-4c6c-a952-b34652d3d5b0 |
| OT FIT 8/220...240/180 CS PC SC | The identification of the Candidate List substance is sufficient to allow safe use of the article. | 30313dd9-88be-4617-a1ca-f3a6846237d7 |

Product family datasheet

| Product description | Safe Use Instruction | Declaration No. in SCIP database |
|----------------------------------|--|--------------------------------------|
| OT FIT 14/220...240/350 CS PC | The identification of the Candidate List substance is sufficient to allow safe use of the article. | 83c6f964-d691-408d-998d-5b1daf285163 |
| OT FIT 18/220...240/450 CS PC | The identification of the Candidate List substance is sufficient to allow safe use of the article. | c98d9558-8d50-43eb-95cc-7d89c7f079f8 |
| OT FIT 18/220...240/450 CS PC SC | The identification of the Candidate List substance is sufficient to allow safe use of the article. | 11f5e87b-407e-45b2-8a99-08c2e4a81616 |
| OT FIT 30/220...240/700 CS PC | The identification of the Candidate List substance is sufficient to allow safe use of the article. | 9bb8ced1-6cd2-4aca-bb2e-b4da1b28f39f |
| OT FIT 40/220...240/1A0 CS PC | The identification of the Candidate List substance is sufficient to allow safe use of the article. | e6f39904-7e2f-4b15-9a74-439189078cd8 |
| OT FIT 40/220...240/1A0 CS PC SC | The identification of the Candidate List substance is sufficient to allow safe use of the article. | b1331faf-ff1f-4c93-bf03-e52d1148a635 |

1) Permitted voltage range

2) Full load, 230V, 50 Hz

3) Full load at 230 V/Minimum load at 230 V

4) at 230 V, 50 Hz

5) Maximum

6) $t_{width} = 100 \mu s$ (measured at 50 % I_{peak})

7) Maximum 60 V

8) $\pm 7.5\%$

9) Flexible

10) Maximum at the Tc-point

11) Maximum 56 days/year at 85 %

12) At maximum $T_c = 70^\circ C$ / 10% failure rate

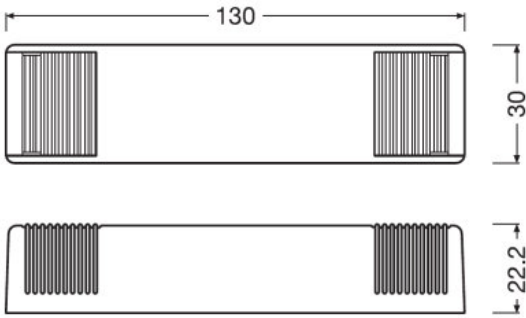
13) Leading edge

14) Output wires must be routed as close as possible to each other

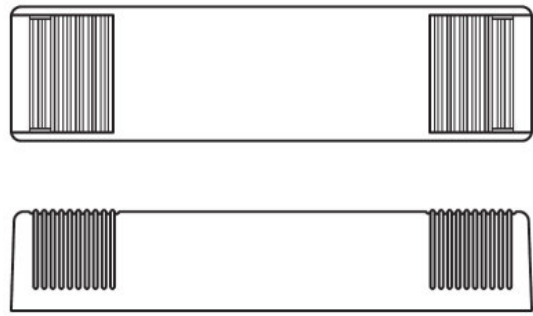
Product family datasheet

- 15) Partial load 2.7...7.2W
- 16) Non-condensing
- 17) At $T_{\text{case}} = 70^{\circ}\text{C}$ at T_{c} point / 10% failure rate
- 18) Partial load 6.1...18W
- 19) At maximum $T_{\text{c}} = 80^{\circ}\text{C}$ / 10% failure rate
- 20) At $T_{\text{case}} = 75^{\circ}\text{C}$ at T_{c} point / 10% failure rate
- 21) At Full load, 230 V, 50 Hz

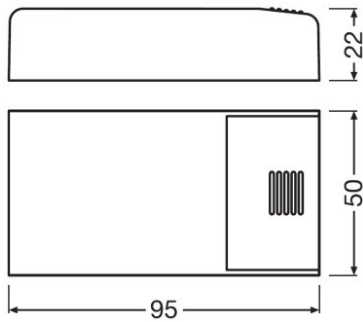
Product family datasheet



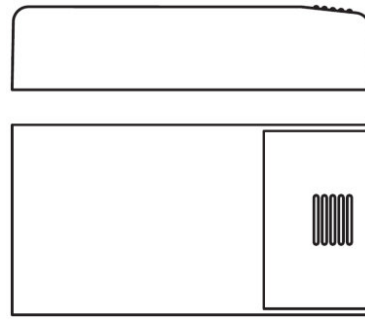
Line drawing of OT FIT 7220-240180 CS PC



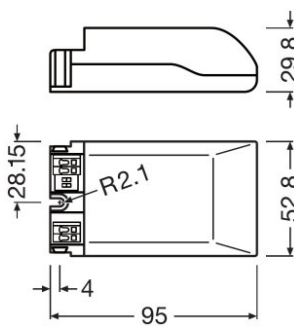
Line drawing of OT FIT 7220-240180 CS PC



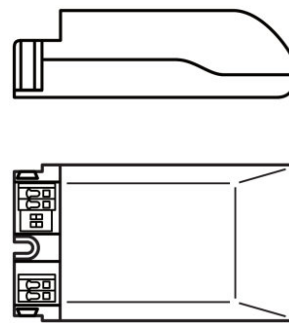
Line Drawing of OT FIT 818 PC CS



Line Drawing of OT FIT 818 PC CS

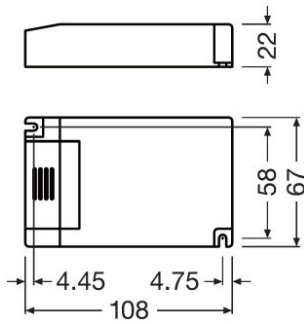


Line drawing of OT FIT 30220-240700 CS PC

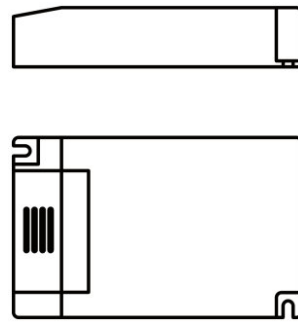


Line drawing of OT FIT 30220-240700 CS PC

Product family datasheet



Line drawing of OT FIT 40220-2401A0 CS PC



Line drawing of OT FIT 40220-2401A0 CS PC










Application advice

For more detailed application information and graphics please see product datasheet.

Sales and Technical Support

Sales and Technical Support www.osram.com

Download Data

| File | |
|---|---|
|  | User instruction UI of 15111270 OT FIT 7W 14W CS PC |
|  | Certificates CB of OT FIT 7 220 240 180 CS PC NL 79436 4384128.50 20220309 |
|  | Certificates ENEC of OT FIT 7 220-240 180 CS PC 35 122870 20220309 |
|  | CAD data OT FIT PC STEP 270722 |
|  | CAD data 3-dim OT FIT PC CAD3PDF 270722 |
|  | User instruction OPTOTRONIC LED Power Supply |
|  | User instruction OPTOTRONIC LED Power Supply |
|  | Addon Technical Information OT FIT 8 PC CS DL 270120 |
|  | Certificates OT FIT CS PC ENEC 35 110400 110221 |

Product family datasheet

| | |
|---|--|
|  | Certificates OT FIT CS PC CCC 2019171002002702 110221 |
|  | Declarations of conformity OT FIT CS PC CE 3789414 170522 |
|  | Declarations of conformity OT FIT CS PC UK DoC 4290101 170522 |
|  | CAD data OT FIT 8 18 CS PC STEP 160620 |
|  | Addon Technical Information OT FIT 18 PC CS DL 270120 |
|  | User instruction OPTOTRONIC LED Power Supply |
|  | Addon Technical Information OT FIT 30 PC CS DL 181120 |
|  | Certificates OT FIT 30 CS PC NSW28276 110221 |
|  | Certificates OT FIT 30 CS PC CCC 2020171002003110 110221 |
|  | Certificates OT FIT 30 CS PC CCC 2020171002003109 110221 |
|  | Certificates OT FIT 30 CS PC ENEC 35 112936 110221 |
|  | CAD data OT FIT 30 CS PC STEP 170423 |
|  | User instruction OPTOTRONIC LED Power Supply |
|  | Addon Technical Information OT FIT 40 PC CS DL 181120 |
|  | Certificates OT FIT 40 CS PC ENEC 35 114114 110221 |
|  | CAD data OT FIT 40 CS PC STEP 290621 |
|  | CAD data 3-dim OT FIT 40 CS PC CAD3PDF 290621 |
|  | User instruction OPTOTRONIC LED Power Supply |

Product family datasheet

Ecodesign regulation information:

Intended for use with LED modules.

The forward voltage of the LED light source shall be within the defined operating window of the control gear in all operating conditions including dimming if applicable.

Separate control gear and light sources must be disposed of at certified disposal companies in accordance with Directive 2012/19/EU (WEEE) in the EU and with Waste Electrical and Electronic Equipment (WEEE) Regulations 2013 in the UK. For this purpose, collection points for recycling centres and take-back systems (CRSO) are available from retailers or private disposal companies, which accept separate control gear and light sources free of charge. In this way, raw materials are conserved and materials are recycled.

Logistical Data

| Product code | Product description | Packaging unit (Pieces/Unit) | Dimensions (length x width x height) | Volume | Gross weight |
|---------------|-------------------------------------|------------------------------|--------------------------------------|----------------------|--------------|
| 4062172286541 | OT FIT 7/220...240/180 CS PC | Shipping carton box 20 | 396 mm x 162 mm x 67 mm | 4.30 dm ³ | 1365.00 g |
| 4062172007535 | OT FIT 8/220...240/180 CS PC | Shipping carton box 20 | 264 mm x 202 mm x 64 mm | 3.41 dm ³ | 1185.00 g |
| 4062172088688 | OT FIT 8/220...240/180 CS PC SC | Shipping carton box 20 | 264 mm x 202 mm x 64 mm | 3.41 dm ³ | 1185.00 g |
| 4062172286503 | OT FIT 14/220...240/350 CS PC | Shipping carton box 20 | 396 mm x 162 mm x 67 mm | 4.30 dm ³ | 1365.00 g |
| 4062172007559 | OT FIT 18/220...240/450 CS PC | Shipping carton box 20 | 264 mm x 202 mm x 64 mm | 3.41 dm ³ | 1555.00 g |
| 4062172088701 | OT FIT 18/220...240/450 CS PC SC | Shipping carton box 20 | 264 mm x 202 mm x 64 mm | 3.41 dm ³ | 1555.00 g |
| 4052899617308 | OT FIT 30/220...240/700 CS PC | Shipping carton box 20 | 284 mm x 207 mm x 100 mm | 5.88 dm ³ | 2458.00 g |
| 4052899617261 | OT FIT 40/220...240/1A0 CS PC | Shipping carton box 20 | 347 mm x 228 mm x 64 mm | 5.06 dm ³ | 2762.00 g |
| 4062172131438 | OT FIT 40/220...240/1A0 CS PC SC | Shipping carton box 20 | 347 mm x 228 mm x 64 mm | 5.06 dm ³ | 2762.00 g |

The mentioned product code describes the smallest quantity unit which can be ordered. One shipping unit can contain one or more single products. When placing an order, for the quantity please enter single or multiples of a shipping unit.

Accessories Optional

| Product description | Accessory name | Accessory code |
|-------------------------------|------------------------|-----------------|
| OT FIT 30/220...240/700 CS PC | OT CABLE CLAMP E-STYLE | ▶ 4052899167896 |

Product family datasheet

Disclaimer

Subject to change without notice. Errors and omission excepted. Always make sure to use the most recent release.